

Government of Jammu and Kashmir (UT)
OFFICE OF THE EXECUTIVE ENGINEER
JAL SHAKTI (PHE) MECHANICAL DIVISION SOUTH AWANTIPORA.
E-MAIL ID: xenphemechsouthawp@gmail.com Fax/phone. 01933-295537



Allotment Order No: 191 of 10/2023

M/S HR Builders & General Suppliers
Prop: Zahoor Ahmad
H/o: 168-Budshah Colony, Srinagar, Kmr.
R/o: Boulevard Road, Nehru Park, Srinagar
GST No: 01AAEFH4219A1ZA
E-mail: hrbgs13@gmail.com
Cell No: 9906598626

AA Accorded vide Order No.	CE/PHE/DB/222 of 06/2021 Dated: 12/06/2021
Tech. Sanction Accorded vide Order No.	EE/JSD/Mech/Awp/ JJM/08 of 08/2023 Dated: 08/08/2023
Adv. Cost:	Rs. 39,88,698/-
Allotted Cost:	Rs. 37,29,432/-

Subject:- Supply, installation, testing and commissioning of electro-mechanical equipments at water supply scheme Khan Basti Chukpora (Well No. 02) of Jal Shakti (PHE) Mechanical Division South Awantipora under JJM.

Reference:- 1. This office e-NIT No.: 17 of 2023-24 of 10/08/2023 issued under endorsement No.: JSD/PHE/MDSA/2507-19 Dated: 10/08/2023 read with Corrigendum Nos.: JSD/PHE/MDSA/2644-46 Dated: 21/08/2023 & JSD/PHE/MDSA/2839-41 Dated: 29/08/2023.
2. Superintending Engineer Hydraulic Circle Pulwama/Shopian [HQ] Shopian (DJJM)'s minutes of meeting circulated vide No.: SE/HYD/SPN/DB/4570-72 Dated: 11/10/2023 and Authorization thereof vide No.: SE/HYD/SPN/DB/4703-15 Dated: 17/10/2023.

Dear Sir,

For and on behalf of Lt. Governor of J&K U.T contract for execution of aforementioned job is hereby fixed with you on Percentage basis (@ 6.50% below the advertised rates). This is in response to your online bid and subsequent Acceptance of rates, specifications, terms and conditions as contained in Annexure "A & B" of this allotment order.

Encl. 11 Ms.

No.: MDSA/ 3002-09
Dated: 18 /10/2023

Yours Sincerely

Executive Engineer
Jal Shakti PHE Mechanical Division
(South) Awantipora
(Member JJM)

Copy to the:

1. Chief Engineer Jal Shakti (PHE) Department Srinagar for information.
2. District Development Commissioner (Chairman DJJM) Pulwama for information.
3. Superintending Engineer Jal Shakti (PHE) Mechanical Circle (South) Srinagar for information.
4. Superintending Engineer Jal Shakti (PHE) Hydraulic Circle Pulwama/Shopian for information.
5. Executive Engineer Jal Shakti (PHE) Division Awantipora for information & n/a.
6. Provisional Head, TPIA JJM Kashmir, (WAPCOS Limited) Corporate Office 76-C Institutional area Sector-18 Gurugram-122015 (Haryana) for information.
7. Assistant Executive Engineer Jal Shakti (PHE) Mech. Sub Division Pampore for information & necessary action. He will ensure execution of work strictly in accordance with the rates, specifications, terms / conditions & within the stipulated time, besides, the cost of work should not exceed beyond allotted cost. In case of any delay in completion of work, the reasons shall be justified.
8. File concerned.



of work: Supply, installation, testing and commissioning of electro-mechanical equipments at water supply scheme Khan Basti Chukpora (Well No. 02) of Jal Shakti (PHE) Mechanical Division South Awantipora under JMM.

General Terms and Conditions: -

1. **TIME OF COMPLETION:** The scheme shall have to be completed/tested/commissioned within a period of 75 days from the date of issue of this allotment order.
2. **AGREEMENT:** A formal agreement deed shall be executed by the firm with the department within a period of 07 days from the date of issue of this allotment order after deposition of performance security @ 05% of allotted cost. However, non drawl of agreement will not prevent the contract from being enforced upon you.
3. **PENALTY:** In the event the contractor failing or delaying the work or a part thereof, & or non-complying with any of the terms and conditions of the contract, the NIT & the Agreement, the Department, without prejudice to the remedies available under the law in force in J&K UT, may terminate the contract after seven days' notice, and or recover the amount of loss caused by failure/delay or default of the contractor. The amount of such recoveries shall be determined by the Superintending Engineer PHE Mechanical Circle South Srinagar and or impose a penalty as the Government /Department may determine and or forfeit the performance security and or resort to any or all the remedial actions available under the law in force in the UT of J&K at the time of the dispute.
4. **ARBITRATION:** In case of any dispute arising at any stage between the contractor and the Department, the same shall be referred to the Superintending Engineer PHE Mechanical Circle South Srinagar /Govt. of J&K who may give a decision or nominate any other person of Government for arbitration. The decision to such arbitration shall be final and binding on both the parties.
5. **PERFORMANCE SECURITY DEPOSIT:** Soon after issuance of allotment order, the firm has to deposit performance security in the shape of CDR/FDR/BG valid for 18 months pledged to Executive Engineer PHE Mechanical Division (South) Awantipora within 07 days which shall be released after expiry of defect liability period/report of concerned AEE (After fulfillment of all contractual obligations). Failing to produce performance security, the firm is liable to be debarred for participation in future tendering in this Division and same shall be recommended to higher offices and other Govt. offices of UT of J&K.
6. **JURISDICTION OF COURT:** All disputes pertaining to this contract shall be subject to the jurisdiction of the Courts of J&K UT only.
7. **TERMINATION OF CONTRACT:** The department reserves the right to terminate the contract at any stage in case performance of the firm is found un-satisfactory in terms of any or all clauses of the NIT/Contract/Agreement in vogue.
8. **ADVANCE PAYMENT:** The Department shall in no case entertain any condition or request of making advance payment of any kind to the contractor during the execution of the work.
9. **TAXES, DUTIES LEVIES etc.:-** The rates offered by the Department shall be firm and final. Payment of Income Tax/GST, Octroi, Toll tax, Entry tax, Cess service tax duties and other levies etc. of the central or the UT Government and incidental charges of any shall be the responsibility of the contractor/firm.
10. **FORCE MAJEURE CLAUSE:** Any failure or omission to carrying out the provision of the contract shall not give rise to any claim by the department or the contract one against the other if such failure or omission arises from the Act of God which shall include all natural calamities such as fire, floods, earthquakes, hurricane strikes, riots, embargoes from any political or other reasons beyond the control of parties including the war whether declared or not civil war or a state of insurrection.
11. **ENGAGEMENT OF LABOURS:** The contractor shall not engage any workman below the age of 18 years. Firm/Contractor shall also comply with the provisions of labour laws and rules framed thereof and as prevalent in the UT of J&K. The contractor shall be responsible for any accident to the human life which may occur during the execution of work, compensation as shall be provided under law or any law will be payable by the contractor.
12. **INSURANCE:** The contractor shall insure all work-man at his own cost till the completion of work and take over by the department.
13. **DEFECT LIABILITY PERIOD:-** The defect Liability period shall be for a period of 12 Months which shall commence after the successful completion of Trial run, during the defects Liability period (DLP) the firm shall have to operate & maintain the scheme as it is required for its successful running & as per Standard Engineering Practices, to the full satisfaction of the department. The bidder shall be responsible to make good & remedy at

(Contd. On page...2nd ...)

Executive Engineer

his own expense any defect in works which is noticed during the DLP. In case any defect remains unattended by the firm at the completion of DLP, the department may extend the DLP for such time as deemed fit for getting the defect rectified subject to a maximum ceiling of 6 Months.

14. **TRANSIT INSURANCE:-** Prior to dispatch, the ordered equipment shall be insured through a Nationalized Insurance Company up to its final destination, against all transit risks. The firm should, therefore, take appropriate insurance policy in advance for covering the transit of the goods, charges for which shall be borne by the tenderer and shall be included in his quoted rates. The department shall pay no extra charges on this account.
15. **SUBLETTING OF WORK:-** The bidder shall not sublet the whole or part of the work. The bidder shall not assign the work or any part thereof or any benefit or any interest thereon or any claim arising of the contract, without prior written consent of the allotting authority.
16. **LIQUIDATED DAMAGES (LD):-** In the event of firm's/joint venture failing, declining, neglecting or delaying the supplies / works or in the event of any damage occurring or being caused by the firm/ joint venture or in the event of any default or failure by the firm in complying with any of the terms and conditions of the contract, the Department shall with or without prejudice to any other remedies available to it under any law for the time being enforce in the UT:
 - a) Terminate the contract after 15 days' notice
and/or
 - b) Recover the amount of loss caused by damage, failure or default, as may be determined by the department.
and/or
 - c) Recover the extra cost, if any, involved in allotting contract to other party.
and/or
 - d) Impose Liquidated damages on account of delay beyond the schedule completion period to the tune of 0.5% of the delayed portion of contract every week but not exceeding 10% value of the contract.
and/or
 - e) Forfeit the performance security and blacklist the firm.
17. **THIRD PARTY MONITORING:** The allotted works shall be subject to check by the third party monitoring agency appointed by the Department in Kashmir. The agency shall check the quality of works executed by the agencies, quality of materials used for construction and quality of machinery installed in each scheme. The TPIQM's role shall be that of an assistant to the Employer's Representative for the purpose of monitoring and evaluation of the performance of the Contract during the Contract Period.
18. **STORAGE AT SITE:** The bidder shall at his own cost make arrangements for proper storage especially towards Rain and Snow damages of the equipment/ materials at sites till its erection/completion. For the purpose the bidder shall, with the approval of Engineer in charge construct temporary storage accommodation for equipment/ material at site for which land shall be provided by the department near the site of work.
19. **OPERATION AND MAINTENANCE MANUALS:** The bidder shall supply, free of cost to the Department, six complete sets of operation and maintenance manuals for the Pumping Equipment. The delivery of these manuals shall be made by the bidder to the Engineer along with the supply of equipment. The manuals shall be appropriately bound in book form and shall contain all necessary instructions regarding operation, preventive maintenance, repairs, trouble shooting, overhauling etc.
20. **OEM Certificate:** The contractor shall produce all relevant test certificates of the manufacturer to the Engineer in-charge before start of the work. The test certificates of the equipment's on whole or all accessories/ attachments and mountings thereof shall be appended with the invoice at the time of submission of the claim to Divisional office. Failure to do so shall result in non-acceptance of invoice/bills by the Divisional office.
21. **CLARIFICATION:** If any clarification is required by the Firm/contractor in relation of technical specifications, the same shall be had from the office of the Assistant Executive Engineer concerned/ Executive Engineer PHE Mechanical Division South Awantipora before the date of start of work.

(Contd. On page...3rd...)

Executive Engineer

ANNEXURE "A" to this office Allotment Order No: _____ of 10/2023

- CONSIGNEE/PAYING AUTHORITY:** The consignee/paying authority in respect of electromechanical component and associated civil works shall be the concerned Executive Engineer, Jal Shakti (PHE) Mechanical Division Awantipora. Besides, the supervision of the various components of the civil work shall be carried out by the concerned Division under the overall coordination of the concerned Superintending Engineer Hydraulic Circle.
23. **TERMS OF PAYMENT:** All payments to the contractor for fulfilling the contract will be made as per the unit rates of Price Schedule (BOQ). All payments will be made in Indian Currency and will be subject to deduction of Income tax, GST, Cess at source, on the rates as are in vogue at the time of release of payment:-
- 65% of the contract value shall be paid on receipt of the material at site (as per the BOQ) in full & verification thereof by the concerned Assistant Executive Engineer.
 - 15% of the contract value shall be released on installation of ordered equipment/material in full at site.
 - 10% of the Contract Value shall be released after successful testing and commissioning of the entire equipment on full load, commissioning and trial run.
 - 10% of the Contract Value shall be released after commissioning of the scheme and satisfactory performance of the equipment for the period as enunciated in warranty clause. However the balance amount can be released against furnishing of Bank Guarantee for an equivalent value valid for three months beyond the expiry of the warranty period of the contract.
24. **WARRANTY:-** The Firm/contractor shall be bound for satisfactory performance of equipment/work 12 months after the successful completion of trial run. If during warranty period, any malfunctioning/defect arises, the firm shall have to rectify the same within a period of ten days of receipt of intimation. In case of any failure on the part of the firm to remove the defect, the Department may get the defects rectified by any other agency and cost thereof shall be recovered from the firm and shall be recommended for further punitive action as governed under the relevant clause of contract including blacklisting.
25. **TRIAL RUN:-** After completion of work, the firm/contractor will have to make a trial run of the scheme for a period of 03 months during which the manpower required for operation shall be provided by the Department.
26. **EQUIPMENT MAKE:** The supplied material/equipments should confirm as per specification of the contract as well as make confirmed by the Firm/contractor.
27. The work done claim should be supported with Geo tagged photographs before, during and after execution of the job.
28. **SITE OFFICE:** - The Firm/Contractor has to maintain at his own cost a suitable site office at the site of work to which the Department sends communications/instructions.
29. **TRAINING OF DEPARTMENTAL STAFF:** - The bidder shall arrange at his own cost and risk to depute at least one competent Engineer of the equipment manufacturer to train up to twelve departmental representatives in the operation & maintenance of the equipment at site. This training shall be for duration of at least 04 consecutive months and shall commence from the date of successful commissioning of the equipment or as may be mutually agreed upon. To groups of Departmental Engineers shall also be deputed to bidders/manufacturers works for short duration to obtain training free cost in the operation & maintenance of the equipment.
30. **DRAWING & QUALITY ASSURANCE PLAN:** - The Firm/Contractor shall be necessarily furnish within two weeks of the date of placement of this order which shall be approved by the Department within two weeks from the receipt by the consignee:-
- Sectional drawing of pumps.
 - General Arrangement Drawings (GAD)/ layout of the equipment fully dimensioned for pumps, motors, starters, shunt capacitors, panels, delivery manifold, cables etc.
 - Detailed circuit diagrams of LT Panels, Starters, Shunt Capacitors etc.

Quality assurance plan (QAP) of each piece of equipment to Third Party Inspection Agency (TPA) and Department for their approval.

No manufacturing/fabrication activity shall be started by the Firm without approval of the drawings of each ordered equipment by the competent authority. Additional time consumed due to observations/summary rejection of QAP/GAD shall not be considered in the delivery period of the contract and the bidder shall be wholly and solely held responsible for the delay thus caused.

(Contd. On page..4th ...)


Executive Engineer

31. **INSPECTION & TESTING:-** Before dispatch from the works of the OEM, the electro-mechanical equipment shall be inspected by a third party inspection agency i.e. M/S CEIL/Rites etc. New Delhi. However, the Firm (Bidder) shall make payment to the Inspection Agency (in case of 3rd Party Inspection) which shall subsequently be reimbursed by the Department. The successful tenderer shall intimate the Department and the Inspecting Agency/Authority in advance regarding the readiness of the equipment for dispatch and shall furnish test certificates. It shall be responsibility of the suppliers to tie up with the third party nominated for inspection and get necessary inspection of the material done within the delivery period. Any delay on the part of the third party shall not be entertained as an excuse for timely supply of material. The product/ material at site shall be inspected by Assistant Executive Engineer concerned or any other official(s) of the department designated by the concerned Executive Engineer. Any modifications to the works as specified in the specifications considered to be necessary for smooth and trouble-free operation of the equipment by the Department or the third-party inspection agency, the firm shall have to execute the same without any extra cost, to the best satisfaction of the department. The firm shall as such keep the department informed about arrival of material at site. It shall be obligatory on the part of the firm to rectify the defects pointed out by the AEE, if any, and also to incorporate any modification within the scope of work which may be deemed necessary for better performance/finish and workmanship. The supplier upon demand by the department or its representative shall rectify or replace defective unsuitable equipment. The Department reserves the right to nominate his representative for inspection of the goods at the works of the supplier/ manufacturers. As such the department at all reasonable times shall have access to the works and to the site and to all workshops and places where work is being executed and where material / manufactured articles and machinery are being obtained. In case of Sub-Station and power/feeder lines, the firm shall have to obtain a clearance certificate from the concerned inspection Division of the Power Development Department. The list of electromechanical equipment in which third party inspection from CEIL/RITES is to carried on:-

- 1) DG Set \geq 40KVA
- 2) Pumping Unit (Horizontal and Vertical) \geq 40 HP
- 3) Valves $>$ 200 mm
- 4) Pipes of all dia
- 5) HT Transformers \geq 250KVA
- 6) Voltage Stabilizers \geq 150KVA
- 7) Iron Removal Plants


For items other than those manufacturers test certificate shall have to be provided. The HT transformers shall have to be got inspected from the corresponding wing of Power Development department and the necessary certificate shall be submitted along with the manufacturers test certificate.

32. The work is executed strictly in close supervision of AEE/JE/Supervisory staff concerned. However, the civil work if involved should be executed under close supervision of civil counterpart.
33. **WATCH & WARD OF WORKS:** The Firm shall in connection with the work provide and maintain at his own cost all lights, guards, fencing and watching, when and where necessary or required by the Department for the protection of the work or safety and convenience of the Public etc.
34. All other terms and conditions shall be the part of this contract as laid down in e-NIT/SBD/GFR-2017/e-procurement manual 2019 and PWD form "25" double.


Executive Engineer
Jal Shakti PHE Mechanical Division
(South) Awantipora
(Member JJM)

Description of Work / Item(s) with technical specifications	No. of Qty	Units	Alloted/ Quoted Rate	Amount
Mechanical Items of WSS Khan Basti Chukpora (Well No.: 02)				
<p>Supply Installation Testing & Commissioning of Submersible Pumping Unit as per IS 8034 with following specification are as under</p> <p>PUMP: Discharge = 4500 GPH, Head = 100m Efficiency = Not less than 50% Speed = 2900 Rpm Type of pump = Mixed flow Type of fluid to be handled = Clear Water</p> <p>MATERIAL OF CONSTRUCTION Impeller = Stainless Steel Pump Shaft = Stainless Steel SS 410 Pump Casing = Cast Iron/Stainless steel</p> <p>IMPELLER Impeller is of the enclosed or semi – enclosed type and properly balanced Enclosed Impellers equipped with seal rings on their hubs</p> <p>COUPLING A suitable coupling arrangement provided with pump set</p> <p>Non Return Valve Non Return Valve of the suitable size provided above the pump discharge case</p> <p>MOTOR - Motor Rating: 12.5 HP Method of starting = Star – Delta/DOL (as specified) Speed = 3000 (Sync) Frequency = 50 ± 3 % Hz Working Voltage = 380-415 ± 15% V, 03 phase Efficiency = Not less than 90% Class of insulation = F/Suitable for above parameters</p> <p>Submersible motor should be water filled water lubricated squirrel cage type having capacity for above pumping parameters and working on 3 phase, AC supply ranging from 380 to 415 volts, 50Hz. The motor should be sealed by radial rings to avoid mixing of well water with motor filled water.</p> <p>a) The job includes providing and fitting of interlocking arrangement against any failure of coupling. It must be fabricated out of MS strips of suitable size and length</p> <p>b) The job includes providing and fitting of appropriate size MS nipple 2 feet long threaded on one end and welded to same size MS flange of thickness (as per Table-17) at other end for column pipe as per site requirement. The threaded portion should be as per size of pumping out let for proper fixing</p> <p>The job includes providing and fitting of R I cloth joints/rubber washers with nuts, bolts and washers for all joints of column pipe. The job also includes lowering of pumping unit in the well then proper testing and commissioning of pumping unit on full load at site.</p> <p>Note: Providing of test certificate & Characteristic Curve of pumping equipment is compulsory and pumping unit is to be approved from the concerned Sub Divisional office before procuring. (Make: KSB/Mather Plate/Kirloskar/Lubbi/WIPL)</p>	2.000	Job	90621.135	181242.270
<p>2</p> <p>Fabrication, providing, fitting and lowering of column pipe conforming to IS: 1239 of length 10 Rft into the 200 mm casing dia. production well up to the desired depth; The job includes Providing and welding of flanges conforming to IS 6392, Table-17 and PN 16 to these pipes and welding of flanges in two layers to make the flanged joint strong and leak proof. The pipe of 10 ft length is to be weld on both sides with flanges using welding rod of reputed make. The job includes all types of skilled labours, arrangement of power supply/ diesel Generator set etc required for the job including P/F of suitable size nuts bolts and R.I Gasket in the flanged joints of column pipes. The job further includes cutting of 2 No. rectangular cable slots in each flange. Size : DN 65 Class: C (Heavy) (Make: Appolo/Jindal/Prakash Surya/Equivalent)</p>	20.000	Job	4020.500	80410.000
<p>3</p> <p>Providing/supplying and fitting of G.I flanged Rising Main at site. The Pipe shall be hot dip Galvanized, class-C conforming to IS 1239. The job includes providing and fitting of M.S Flanges conforming to BIS 6392/1997 Table 17 (Rating PN16). The flanges shall be double welded both from inside and outside of the pipe using standard electrode of reputed make. Flanges (as per IS 6392/1997 Table:17) Thickness shall conform to IS 6392 Part 1st Table-17. The flange welding shall be carried out in double layers using reputed make electrodes to form strong welding joint. Welding Electrode DC Arc Welding using welding electrode having diameter not less than 4mm. Nuts and Bolts Nuts and Bolts (conforming to IS:1363 Part 1st) Rubber Insertion Gaskets Rubber Insertion Gaskets (conforming to IS: 638/79) to be used between flanged joints. The rising main is to be laid as per the instructions of the engineer in charge and site requirement. Size : DN80 Class: C (Heavy) (Make: Appolo/Jindal/Prakash Surya/Equivalent)</p>	50.000	Mtr	1388.475	69423.750
<p>4</p> <p>Earth work in excavation by manual means in trenches for foundation, drains, pipes, cables (not exceeding 1.5 m in width) and for shafts, wells, cesspits and the like not exceeding 10 sqm on plan, including dressing of sides and reaming of bottom lift upto 1.5 m, including getting out excavated earth and disposal of surplus excavated earth as directed. All kinds of soil (01 meter from cutting edge).</p>	50.000	cum	436.785	21839.263
<p>5</p> <p>Filling available excavated earth in trenches, plinth, sides of foundation etc. in layers not exceeding 20 cm in depth, consolidating each deposited layer by reaming and watering, lead upto 50 m and lift upto 1.5m.</p>	40.000	cum	199.062	7962.460
<p>6</p> <p>Providing and laying of stone soling including manual compaction</p>	6.500	cum	691.900	4497.350
<p>7</p> <p>Centering and shuttering including strutting, propping etc. and removal of form work for Foundation, footings, bases for columns.</p>	25.260	sqm	261.894	6615.430
<p>8</p> <p>Providing and laying in position cement concrete of specified grade including curing but excluding the cost of centring and shuttering- all work upto plinth level with 1 : 2 : 4 mix (1 cement , 2 coarse sand , 4 graded stone aggregate 20 mm nominal size)</p>	28.000	cum	6562.765	183757.420
<p>9</p> <p>Fabrication, providing and fitting of split type MS clamps 10 mm thick, 2 ft long and 3 inch wide for lowering and holding of pumping unit fitted. The job includes the cost of required size of nuts and bolts. Size: 80mm</p>	2.000	Job	1688.935	3367.870
<p>10</p> <p>Fabrication, Providing and fitting of 90-120 degree bend/elbow to be fabricated out of G.I pipe, 1 m length and flanged on both ends to make it leak proof. The flanges shall be M.S Flanges conforming to BIS 6392/1997 Table 17 (Rating PN16) and welded on both sides. The job includes nuts, bolts, gaskets etc as per site requirement. Size: DN 80 Class: C</p>	6.000	No	16615.195	15691.170

Executive Engineer




Description of Work / Item(s) with technical specifications	No. of Qty	Units	Alloted/ Quoted Rate	Amount
<p>Supply and installation of hot dip galvanized G.I. pipe across the section by dint of pipe cutter/ gas cutter. The job also includes Providing and welding of M.S flanges to the two ends of pipe. The Thickness of flange shall conform to IS 6392 Part 1st Table-17. The flange welding shall be carried out in double layers using Advani/Esabl & T.S.S Bond make electrodes to form strong welding joint by dint of DC arc welding. The job further includes Providing and Fitting of nuts and bolts (conforming to IS 1363 Part 1st) and Rubber Insertion Gaskets (conforming to IS 638/79) to be used between flanged joints. The size of the pipe Size: DN 80, Class: C</p>	5 000	Job	1252 900	6264.500
<p>Fabrication, providing and fitting of washout Tee with arm length 1.2 feet each. The Tee shall be fabricated out of G.I pipe with M.S Flanges conforming to BIS 6392/1997 Table 17 (Rating PN16) fastened with weld joints on three ends Size: 80mm Class: C</p>	1 000	Job	3786 750	3786.750
<p>Supply, Installation, Testing And Commissioning of Ductile Iron double flanged, non-rising spindle Resilient seated gate/ sluice valves (PN16) in accordance with BS 5163 part 1 and part 2 / EN 1074 Part 1 & 2/IS 14846 for regulating the water supply outside the pumping units. The body and bonnet of the valve shall be of ductile iron wedge with fully vulcanized EPDM rubber (Approved for drinking water) and NBR seal. The Gate/Sluice valve shall be compatible for buried applications and shall be safe to install in both horizontal and vertical positions. It shall have electrostatic epoxy coating (approved for drinking water) both inside and outside of the valve. The valve shall be supplied along with hand wheel. Cost on account of Nuts, bolts, gaskets, etc required for the job is included in the scope of work. The job includes providing and fitting of 02 nos. M.S flanges perfectly adaptable to the inbuilt flanges of the valve which shall be fitted with rising main of the pumping unit at appropriate spots as per site requirement. The job includes the cost on account of P/F of nuts, bolts and gasket required for the job. Material of Construction • Body: Ductile iron EN-GJS-400-15 / GJS-500-7 (GGG-40/GGG-50) • Bonnet: Ductile iron EN-GJS-400-15/ GJS-500-7 GGG-40/GGG-50 • Bonnet bolts: Stainless steel A2 (DIN EN ISO 3506) • Stem Nut: Brass • Check valve disk: Ductile iron EN-GJS-400-15/ GJS-500-7 (GGG-40/GGG-50)encapsulated with EPDM vulcanize The Test Certificates of Sluice/Gate Valves mentioning the Material of Construction as above duly stamped by OEM shall be provided at the time of supply of material. Size: DN 80 PN: 1.6/16 Make: Kirloskar/VAG/Sigma Flow/Talis</p>	2 000	No	14489 695	28979.390
<p>Supply, Installation, Testing And Commissioning of Ductile Iron double flanged, Slanted seat swing check valve (NRV) (PN16) as per EN 1074- Part -3 / BS 5153/IS 5312. The body shall be of ductile cast iron with fully encapsulated vulcanized EPDM rubber (Approved for drinking water). The valve shall be compatible for buried applications and shall be safe to install in both horizontal and vertical positions. It shall have electrostatic epoxy coating (approved for drinking water) both inside and outside of the valve. Cost on account of Nuts, bolts, gaskets, etc required for the job is included in the scope of work. The job includes providing and fitting of 02 Nos. M.S flanges perfectly adaptable to the inbuilt flanges of the valve which shall be fitted with Rising main of the pumping unit at appropriate spots as per site requirement. The job includes the cost on account of P/F of nuts, bolts and gasket required for the job. Material of Construction • Body: Ductile iron EN-GJS-400-15 / (GGG-40) • Bonnet: Ductile iron EN-GJS-400-15/ GGG-40) • Bonnet bolts: Stainless steel A2 (DIN EN ISO 3506) • Stem Nut: Brass • Check valve disk: Ductile iron EN-GJS-400-15/ (GGG-40) encapsulated with EPDM vulcanized The Test Certificates of Check Valves (NRVs) mentioning the Material of Construction as above duly stamped by OEM shall be provided at the time of supply of material. Size: 80mm PN: 1.6/16 Make: Kirloskar/VAG/Sigma Flow/Talis</p>	2 000	Job	16352 215	32704.430
<p>Fabrication of gravel Hooper for proper feeding of gravels to the borewell and platform to bear the load of pumping unit, column pipes etc by way of providing and fitting of Steel work welded in built up sections/framed work, including cutting, hoisting, fixing in position and applying a priming coat of approved steel primer using structural steel etc. as required. The job involves following steel details: i. In stringers, treads, landings etc of stair cases including use of chequered plate wherever required, all complete.</p>	416.000	Kg	110.050	45780.592
<p>Providing and fitting of M.S 4 inch hinges -6 no and M.S handle heavy -8no., Anchor bolts with nuts (M16) of 0.3 m long = 04 No. Metallic strip (350mm×50mm×3mm) = 02 No.</p>	1 000	Job	2337 500	2337.500
<p>Fabrication of gantry mechanism /sleeping bed/D.G SET shed by way of providing Structural steel in built up sections, trusses and framed work, including cutting, hoisting, fixing in position and applying a priming coat of approved steel primer all complete welded</p>	950.000	Kg	99 531	94554.213



 Executive Engineer

	Description of Work / Item(s) with technical specifications	No. of Qty	Units	Alloted/ Quoted Rate	Amount
18	<p>Supply, installation and testing of manual type triple spur gear chain pulley block along with monorail geared travelling trolley having following features</p> <p>Gears - The hoist shall have precision machine case Hardened alloy steel gear mounted on bearings and housed in a dust proof gear box. The lubrication of gears should be of high viscosity and temperature for longer life of gears</p> <p>Load Chain - The load chain be made of high tensile alloy steel having wear resistance and greatest mobility. The chain should be accurately collaborated, tested and have adequate in built factor of safety for safer operation</p> <p>Load chain wheel - the load chain well should be double ball bearing supported and Specially designed perfectly machined wheel providing correct grip of load chain to makes the hoist most safe and reliable against any failure. The main specifications of C.P Block are given below</p> <p>Make = Globe/Pull Lift Capacity = 3 ton</p> <p>No. Of load chain falls = 2 or above Min. Height of lift = 6 M</p>	1 000	Job	58878.820	58878.820
19	<p>Supply, Installation, Testing And Commissioning of outdoor type Electric Sub Station as per the technical specifications given here under -</p> <p>Specifications conforming to IS 1180 (Part 1) 2014 with latest amendments</p> <p>Type: HT/LT Transformer (Level-2)</p> <p>Capacity - 63 KVA</p> <p>Type of cooling - ONAN</p> <p>Operating conditions</p> <p>Input = 11000 volts</p> <p>Output = 433 volts AC supply in 3- phase.</p> <p>Terminals</p> <p>Input=3 No. HT Brass bush rods with insulators, washer, nuts etc</p> <p>Output=4 No. LT Brass bush rods switch insulators, washers, nuts etc</p> <p>Core: The core shall be of high permeability to reduce core losses and the strips shall be of suitable size and gauge</p> <p>Transformer Coils: Suitable number of HT and LT coils in each leg of the core. The transformer coils shall be fabricated out of superior quality aluminum wire/strips, properly wound. The HT transformer is completely filled with suitable grade transformer oil up to required level. The job includes carriage, and all leads and lifts involved</p> <p>The HT transformer shall be of reputed make from an ISO certified company as per relevant standards and a test certificate shall be provided before installation. The transformer shall also be provided with breather fill with silica gel crystals, conservator with oil level indicator, explosion vent and adequate radiator fins/ Tubes. The impedance of transformer shall be as per IS. 1180 (Part 1) 2014 with latest amendments</p> <p>NOTE: The scope of the work shall include obtaining of necessary inspection/clearance certificate from the concerned department for all the required equipment</p> <p>Rating: 63 KVA HT Transformer, 3 phase (Level 2) Make: North Sun/RR Transformer/JK/ALBA</p>	1 000	Job	160785.405	160785.405
20	Providing and fitting G I Channel /Angle/ Flat of sizes including clamps	300.000	Kg	115.005	34501.500
21	Supply, Installation, Testing and commissioning of Polymeric Gang operated Air break switch, outdoor type, triple pole, suitable for vertical installation, single break provided with locking arrangement at both ON and OFF position consisting of HT post double insulator, copper or copper alloy high pressure heavy contact assembly, rod with bearings, operating handle and 2 length of 32mm dia G I pipe conforming to IS 1818 1961, 06 No. of insulators, rated voltage 11KV 200A complete as per IS specs.	2 000	Job	10967.550	21935.100
22	Supply, Installation, Testing and commissioning of 11KV polymer fuses Set Horn Gap 3-phase 200 A suitable for vertical installation	1.000	Job	4659.105	4659.105
23	Supply, Installation, Testing and commissioning of Gapless Surge arrestor station class, 10KA, 9KV, LA With polymer housing, Station Type	1.000	Set	7249.990	7249.990
24	Supply and fitting of 11 KV polymeric composite pin insulator 12 KV, 5KN, Lighting impulse 75KV Positive, and 80 KV Negative, creepage distance 320 mm	12 000	Job	324.445	3893.340
25	Supply, installation, erection of 9 mtrs long HT pole of specifications ST- 410 (sp-33) The job further includes drilling of holes for installation of various accessories wherever required. The job further includes G I wire earthing of pole as per REC standard	40.000	No.	19341.410	773656.400
26	P/I/F of Galvanized nuts, bolts of various sizes as per site requirement.	200 000	Kg	132.770	26554.000
27	P/I/F Danger Plate with clamps	40 000	No.	143.055	5722.200
28	Providing and fixing G I Barbed wire for anti climbing	400.000	Kg	127.160	50864.000
29	Providing and fixing of anti climbing devices with clamps	40 000	No.	393.635	15745.400
30	Providing and fitting of Galvanized stay set with 50 X 8 mm Stay Clamp, Guy insulator (2 No.), Anchor plate (200X200X6mm), nuts and bolts, 2 No - turn buckle, 1.8 m long, 16 mm diameter solid G I stay rod & 7/3.15 mm dia G I stranded wire complete.	4 000	Set	4602.070	18408.280
31	Painting of poles with Red oxide	40 000	Litre	286.110	11444.400
32	Painting of poles with Aluminum paint	40 000	Litre	476.850	19074.000
33	Providing and fitting of ACSR as per IS 398 (part-2) 1996 for 50 sq mm ACSR (Galvanised steel reinforced) for fitment of various accessories	45 000	Mtr	52.300	2356.200
34	Supply, Installation and Testing of 35 Sq mm XLPE Aluminum H T cable (ABC type) of 11 KV grade with following specs Size (cross sectional area in sq mm) = 3x35 with reinforced wire Phases, Red, Yellow, Blue (Make: Havells/Polycab/Finolex/L&T)	1000 000	Mtr	764.830	764830.000
35	Providing and fitting of Anchoring clamps comprising clamp body, plastic wedge, steel bill bracket, straps and buckles or nuts and bolts required for holding of 3 - Core, 35 Sq mm H T AB Cable.	40 000	Job	417.295	17091.800


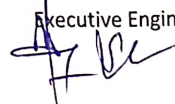
Executive Engineer




Description of Work / Item(s) with technical specifications	No. of Qty	Units	Alloted/ Quoted Rate	Amount
<p>1KV cable termination kit for connecting 35 Sq mm XLPE cable (ABC type) with the existing HT line at Taping point and 100 KVA HT transformer</p>	4.000	Job	8409.390	33637.560
<p>Fabrication: Providing and fitting of Modular motor control panel (MUG-20) of appropriate size fabricated out of 14 SWG sheet having required openings/vents and protection Class IP-55 & fitted with accessories as under</p> <p>a) Bus bar Chamber The bus bar chamber shall be fitted at the top of the panel horizontally throughout the length. There shall be 3 Nos. of phase bus bar and 1 No neutral bus bar and 1 No earthing bus bar. The bus bars shall be air insulated and made up of high conductivity COPPER having size (10 mtrx (total length) 02 mtrx 0.003 mtr with current density of suitable rating for 100 Ampere. All panel compartments shall be provided with suitable cable alley and vertical bus bar alley. Suitable segregation shall be provided in between bus bar chamber and adjoining compartments. The bus bar shall be PVC sleeved with color strips of red, yellow, blue and black and the same be arranged in accordance with IS-375 specs. Electrical clearances shall be maintained between phases, neutral and body as per standards.</p> <p>b) Main Circuit Breaker (Incomer MCCB) Type: D-sine, DZ1 160 N Qty = 02 No. of poles = 4 Pole Current Rating = 108-160 A Rated operational voltage = 415 V + 15 % Rated frequency = 50+/-3%Hz Ambient temperature = 40C° Ultimate S C Breaking Cap. at (415V AC, 50 Hz) = 50 KA Type of release = Thermal-magnetic</p> <p>c) Change over Switch Qty = 01 No Rating = 100 A Type = Front operated, on load, 4 pole, 400 +15%V, 50 + 3%Hz</p> <p>d) Motor Back-up Protection MCCB Type: D sine MCCB DNO 100D Qty = 2 No No. of poles = 3P Current Rating = 80-100 A Rated operational voltage = 415 V +15 % Rated frequency = 50 + 3% Hz Ambient temperature = 40C° Ultimate S C Breaking Cap. at (415V AC, 50 Hz) = 36 KA type of release = thermal-magnetic</p> <p>f) Submersible starters :- Fully automatic star delta/DOL starters. Capacity = MUG-20 Relay Range = 20-32 A Power Specs = 3 φ, 415 + 15% V, 50 + 3 % Hz. Relay range = As per requirement. Coil Voltage = 380 v Protection = single phasing, phase Reversal, phase unbalance (55 ± 5 V) . Rated insulation voltage = 690V Terminal capacity = 120 Sq mm with lug Or above Conformity to standard = IS/IES 60947-4-1 Qty = 2 No's</p> <p>f) Auxiliary MCCB for Heating/Lighting Circuit Breaker = MCCB Qty = 1 No. No. of poles = 4P Current Rating = 63 A Rated operational voltage = 415 V + 15 % Ultimate S C Breaking Cap. at (415V AC, 50 Hz) = 16 KA.</p> <p>g) Motor Protection Relay: (01 for each Starter of MM 10 L&T) Digital Motor Protection Relay with LCD Display for 3-phase supply with following protections suitable for the Modular Control Panel.- Protections = Thermal Overload with pre-alarm, Short Circuit, Phase Loss, Unbalance, Phase reversal, Under Current, over current, Prolong starting, Locked Rotor, Under voltage, over voltage & Earth fault</p> <p>i. M-power module for mobile starter for submersible motor 1P/3P 3 wire IVRS Languages – English, Hindi, Suitable Region- North India The panel shall be provided with phase indicators (03 NO) and digital ammeter of range 0-60 A, digital voltmeter of range 0-500 V, and digital frequency meter (01 No for each starter). The enclosure of the panel shall be of excellent fit and finish, corrosion resistant and powder coated gliding hinges for smooth and noiseless movement of windows and advanced locking arrangements. (Change Over & MCCB Make: L&T/Havells/Anchor/ABB/GM)</p>	1.000	Job	176323.235	176323.235


 Executive Engineer

	Description of Work / Item(s) with technical specifications	No. of Qty	Units	Alloted/ Quoted Rate	Amount
35	<p>Providing, fitting, testing and commissioning of 40 KVA voltage stabilizer as per specifications below</p> <p>Type of voltage controller: Manually operated copper wound, 3-phase, AC power supply multi step</p> <p>Type of Regulator: Double plate type with electrolytic copper contacts</p> <p>Input voltage: 170-400 volts (3 phase)</p> <p>Output voltage: 400 ±10% volts</p> <p>Frequency: 50 ±3 C/S</p> <p>Windings: Electrolytic grade copper of adequate section, vacuum impregnated and Oven-dried</p> <p>Insulation: Fiber glass insulations to tested parameters</p> <p>Cooling: Naturally, Oil cooled</p> <p>Temp Rise (Max): 30°C above ambient</p> <p>Mounting: On Uni-directional wheels.</p> <p>Correction rate: 30 volts per step</p> <p>Wave form distortion: virtually nil</p> <p>Duty cycle: 100% continuous</p> <p>Enclosure: MS sheet enclosure in pressed CGR Sheet powder coated with radiators.</p> <p>Core laminates: High grade, low eddy loss, grain oriented silicon steel laminations.</p> <p>Load: Three phase induction motor load</p> <p>Load Amperes (continuous)</p> <p>Overload in 24-hours operation: 10% above continuous Ampere rating</p> <p>The voltage stabilizer shall have T-oil level indicator gauge preferably glass type tube or otherwise visible to naked eye. The top of the container to have a display panel for housing 02 numbers Digital voltmeters (0-500V) along with 4-way selector switch and set of neon indicators for incoming and outgoing phases (06 No's)</p> <p>Insulating media (T Oil) of 11 KVA grade to be provided and filled up to top level, with dielectric strength of 5 KV at 4m air gap. The T-Oil of specific grade should be provided in separate barrels and filled at site up to top level.</p> <p>The voltage Stabilizer shall be accepted with manufacturers dully stamped test certificate and shall have name plate with specifications.</p>	2 000	Job	100419 935	200839.870
39	<p>Providing and fitting of 3-Core flat submersible copper cable conforming to IS: 694 (Part 1st) – 1964 & IS: 694 (Part 2nd) - 1964 for Submersible Pumping Unit and other electrical Equipments. The cable connections terminal shall be fitted with copper thimbles of required size.</p> <p>Size: 10 sq.mm (Make: Havells/Polycab/Finolex/L&T)</p>	360.000	Mtr	424 490	152816.400
40	<p>Providing and Fitting of 3.5-Core, XLPE Armoured Aluminium Cable conforming to IS: 7089 part 1st as service line from the HT transformer to control panel including necessary thimbling, crimping, taping etc.</p> <p>NOTE - The cable terminal ends for connection to switchgear at various requisite points shall be AI. Thimbles of dowel's make and of appropriate size and connected by hydraulic crimp tool only.</p> <p>i) 50 sqmm, 3.5-core, LT, 1.1 KV (Make: Havells/Polycab/Finolex/L&T)</p>	50.000	Mtr	464.695	23234.750
40.01	<p>Providing and Fitting of 2-Core, XLPE Armoured Aluminium Cable conforming to IS: 7089 part 1st as service line from the HT transformer to control panel including necessary thimbling, crimping, taping etc.</p> <p>NOTE - The cable terminal ends for connection to switchgear at various requisite points shall be AI. Thimbles of dowel's make and of appropriate size and connected by hydraulic crimp tool only.</p> <p>ii) 10 sqmm, 2-core, LT, 1.1 KV (Make: Havells/Polycab/Finolex/L&T)</p>	130.000	Mtr	151.470	19691.100
41	<p>P/I of earthing station for substation, LT panel, DG set and stabilizer comprising of company fabricated earthing electrode as per IS: 3043. The job includes Auguring of bore of required dia/depth for installation of electrode along with backfill compound mixed with soil and all other items required thereof for achieving the best result. The job includes connecting of electric gadgets through GI strip as per relevant standards.</p> <p>Safe earthing electrode size : 80 mm dia ,</p> <p>Length : 2000 mm</p> <p>Back fill compound : 30 kg</p>	5 000	No.	9781.970	48909.850
42	<p>Illumination of Premises:</p> <p>Providing and erection of 9 Mtr long Hot Dip Galvanized octagonal pole (single Section) with bottom 150mm, top 75mm wide, thickness 3mm with 70 Microns Zinc coating having inside arrangement for providing of power connection along with following items.</p> <p>1) 3 Way Terminal Connector 20 Amp.</p> <p>2) 3 No MCB 8 Amp.</p> <p>The job includes fabrication, providing and fitting of three arm GI structure at the top having 120° angle between arms and each arm having 15° inclination with respect to horizontal plane. Each arm should be of 2" length and size and shape appropriate as per requirement of the luminary.</p> <p>The job also includes providing and fitting of required length of flexible multi strand 2 mm copper wire from each terminal connector to each holding arm.</p> <p>The pole is to be mounted on 1:2:4 Cement concreting of size not less than 2'x2'x6" (cost of concreting not included in the job) using 04 No anchor bolts of required size not less than 7" in length. The complete job includes earthing in GI Electrode as per relevant IS Code.</p>	2.000	Job	20781 310	41562.620


 Executive Engineer



	Description of Work / Item(s) with technical specifications	No. of Qty	Units	Alloted/ Quoted Rate	Amount
43	Providing installation, testing and commissioning of area lighting 120 Watt LED (Street Light Type) on top of octagonal pole (Make: Havells/Bajaj/Philips/Syska) Having following specs Input: 90-240 V 50 Hz Power Factor >0.9 Colour Temperature: 4K - 6.5K Beam Angle: 120° - 170° Lumens >12000 Operating Temperature: -20°C to 60°C The LED is pressure die cast aluminum housing with power coated finish and having Ingress Protection up to IP-68 The LED is to be properly fitted on the arm of the pole and connected to the copper wire as directed	6.000	Job	8869.410	53216.460
44	Providing installation and testing of 2KVA fully automatic voltage stabilizer with input voltage 70-240 V and output 220 V. The stabilizer shall be installed and connected to the electric circuit as per location provided by site incharge	1.000	Job	7623.990	7623.990
45	Supply installation, Testing & commissioning of 1000VA Full Sine wave power inverter (Make: Microtek/Luminous/Exide) including Providing/Installation of 12V, 180AH Tubular inverter Battery with trolley and cover (Make: Luminous/Amaron/Exide) with 2-core 6mm ² Cu wiring as per site requirement along with other accessories like SS-Combine (02 No's), 3-pin plugs etc of reputed make for proper fitment and installation of the item	1.000	Job	31839.555	31839.555
46	Providing laying & fixing with adhesive/bonding material of insulation rubber mats on the floor of the pump house covering area around electro-mechanical machinery for safeguarding the life & limb of the workmen due to possible leakage of current & short circuit. The floor surface shall be made good & shall be free from dust, grease, foreign material & moisture free. The mats shall be as per IS 15652:2006 & shall have the following specifications - Composition: Rubber (synthetic mats for electrical purpose) Thickness - 2.5mm Size - 1M wide (Make: Jyoti/Reputed) The rubber mats shall be accepted with manufacturers test certificate.	10.000	Mtr	1126.675	11266.750
47	TOOL KIT For Maintenance - The Tool Kit for maintenance shall comprise of the following and all the items as mentioned below shall be of Providing of tool kit consists of following items (Make: Taparia/Boosh/Stanley/Jeelani) i. Double ended Spanner (Chrome plated) of size in mm 6/7, 8/9, 10/11, 12/13, 14/15, 16/17, 18/19, 20/22, 21/23, 24/26, 25/28, 24/27, 30/32 each - 02 No. ii. double ended Ring spanners chrome plated of size in mm 6/7, 8/9, 10/11, 12/13, 14/15, 16/17, 18/19, 20/22, 21/23, 24/26, 25/28, 24/27, 30/32 each - 02 No. iii. Allen key set black finish of size in mm 1.5, 2, 2.5, 3, 4, 5, 6, 8, 10 each - 2 No. iv. Combination Pliers insulated with thick C.A sleeve; size in mm 165, 210, 255 each - 02 No. v. Long nose plier insulated with thick C.A sleeve; size in mm 165, 205 each - 02 No. vi. Side cutting plier insulated with thick C.A sleeve; size in mm 165, 205 make - taparia each - 02 No. vii. Insulated screw Drivers Blade length in mm Blade dia. in mm Tip dimensions in mm Quantity 50 3 1.6 x 0.4 02 75 3 1.6 x 0.4 02 100 3 3 x 0.4 02 125 3 5 3.5 x 0.5 02 150 3 5 3.5 x 0.5 02 200 4 4 x 0.6 02 300 5 5 x 0.8 02 viii. Hammer with handle weight - 110 mg, 340 gm, 600 gm - each - 1 No. ix. Heavy duty pipe Wrench length in mm - 200, 300, 600 each - 01 No. x. Electric Multimeter = 1 No xi. Digital multimeter - 1 No (Fluke/Meco/scemens/Mastech) xii. Digital Clamp tester capable to measure up to 400A - 1 No. xiii. Hack saw frame with hack saw blade - 01 no. xiv. S-16 MXL, S- 16 H X L Socket Set (19 sockets + 6 Accessories) - 01 No.	1.000	Job	26965.400	26965.400
48	Providing and fitting of 19 mm thick multilayered ply sheet of size 6 x 3 feet, 2 nos including cutting, fixing all complete including painting of the play sheet by one coat of primer and two coats of enamel paint	36.000	sft	130.900	4712.400
49	a) Providing of good quality bedding for night stay/Shift consisting of - i) Mattress with warm cover size 6'x3' (6Kg)- 02 No's ii) Quilt with warm cover size 5'x8' (6Kg)- 02 No's iii) Pillows with covers - 02 No's iv) Single bed warm blankets with one sided Fur- 02 No's The filling material for mattress, quilt and pillow shall be of good quality cotton b) The job also includes providing of pressure cooker 5ltr 02 No's, Steel patia(utensil) 5ltrs 02 No's, cooking heater 01 No., room heater 01 No., steel buckets 10 litre capacity 01 No., Plastic bucket 10 litre capacity with Mug 02 No's each, steel glasses 06 No's, steel Plates with large spoons and bowls 03 No's each, Cup and Saucer set (01 No. Set) and, 5kg Gas cylinder with burner/ stove. The job also includes providing of thermo-cool 15'x12' along with excel matting of 15'x12' size. The job also includes providing of unbreakable Plastic Chair table set consisting of chairs 04 No's, extra heavy Table 01 No. The job also includes providing of good quality safety Door locks (03 No')	1.000	Job	37043.765	37043.765
50	Providing of solar/ electrical lantern chargeable on both solar & electrical 220v supply.	1.000	Job	1786.785	1786.785
51	Providing of bamboo ladders 18 feet long along with 15 feet long Link rods and HT Glove pair (01 No each)	1.000	Job	6872.250	6872.250

Executive Engineer



to this Office Allotment Order No. _____ of 10/2023 for WSS Khan Basti Chukpora (6.50% below the Estt. Rates)

Description of Work / Item(s) with technical specifications	No. of Qty	Units	Alloted/ Quoted Rate	Amount
Providing of 1 KW heat convector for operators for winter season	1 000	Job	1126 675	1126 675
Providing and fitting of 01 No. LED (scroll type) sign board fabricated out of stainless steel and metal showing the names of water supply scheme and the Department Size 6'x16'	9 000	sft	3738 130	33643.170
54 Providing and fitting of 01 No. angle iron/sheet metal board duly painted showing various specifications of the mechanical and electrical equipments installed at site	36 000	sft	224 400	8078.400
55 Carriage of sand/stone aggregate by mechanical transport including loading, unloading and stacking (average distance-5km)	67 500	cum	185 186	12500.062
56 Carriage of soling stone by mechanical transport including loading, unloading and stacking (average distance-5km)	6 500	cum	217 864	1416.118
57 Carriage of cement/steel and other heavy materials by mechanical transport including loading, unloading and stacking (average distance -25Km)	19 500	Ton	382 602	7450.739
Total in Figures:			3729432.201	
Total in Words: Rupees Thirty-Seven Lac, Twenty-Nine Thousand, Four Hundred & Thirty-two Only.				


Executive Engineer
Jal Shakti (PHE) Mechanical Division
South Kuantipora

Executive Engineer

